

BROOKS
EQUIPMENT



POWER MEETS EASY OPERATION



MADE FOR AUSTRALIAN MINE SITES



WHEEL LOADER

LW1200KN

Product Specifications

OPERATING WEIGHT

53,000 kg

RATED POWER

418 kW / 2000 rpm

BUCKET CAPACITY

7m³

ENGINE

Cummins QSK19

Designed for the Aussie mine site



MODEL CHARACTERISTICS

- Configured with a ROPS and FOPS cab, the LW1200KN is designed to incorporate the most advanced technologies, reaching the world's highest standards.
- Silicone oil shock absorbers connect the integral cab structure with the frame. Equipped with air cushioned seats, the cab features a large and comfortable operator environment with wide field of view, low noise and high safety.
- The optimised drive system and world-leading drive parts, ensure high stability and reliability of the drive system, and maximum utilisation of the engine's power.
- With load-sensing variable technology, the LW1200KN supplies pressure and flow depending on working requirements; improving fuel efficiency by 15 percent.

MACHINE WALKAROUND

ENGINE

Cummins Stage III
Engine power: 418 kw
Fuel fill pump
Engine emergency stop (2 pc)
Isolator (engine start motor)
Cooling fan
Turbo timer

TRANSMISSION

Dual joystick control
DANA automatic transmission
Clutch cut-off
Lock-up clutch converter
Front axle differential lock

HYDRAULIC SYSTEM

Secondary steering
Dual brake pedals
Parking brake
Boom suspension system
Automatic boom kick-out
Automatic bucket positioner

WORK DEVICE

Bucket volume 7m³
Teeth & segments spade
Auto lube system

CABIN

ROPS/ FOPS
Safety hammer
Air-suspension seat
Rear-view camera
Rear mirrors
Wiper
AC and heating

ELECTRICITY

Isolator (battery)
Convenient 12-volt port
Radio with USB port
Engine start switch
Reverse alarm
Beacon

SAFETY & DOCUMENTARY

Operator's Manual
Parts Catalogue

OTHER

Wet axle
All steel radial tyre 35/65R33
Fast fuel filling system
Fire suppression (Optional)



HEAVY DUTY HIGH EFFICIENCY

XCMG's LW1200KN has achieved leading standards in transmission, durability, energy-saving, environmental protection, drive axle cooling, intelligent control and remote servicing. It's lightweight design improves efficiency and saves on fuel, making it the ideal machine for use in the construction of highways, railways, houses, hydropower stations, ports, mines and many other heavy-duty applications.

- The Cummins electric control, direct injection, turbocharged engine, features strong power, high torque reserve, energy saving, and environmentally sustainable operation.
- The split transmission, single-turbine three element torque converter, and AMT full-automatic electronic control transmission, features a simple structural design and higher reliability.
- Fully hydraulic and maintenance free, the wet-type drive axle offers fast response times, stable braking, and high safety and reliability. The forced radiator system cools the wet-type brake friction plates, effectively prolonging the service life of the axle.
- The brake system adopts two independent hydraulic circuits for increased safety, whereby, if one circuit malfunctions, the other hydraulic system will continue to apply the brake.
- The enhanced drive shaft features stronger torsion resistance and a more stable and reliable drive.
- High strength steel plates are used to build the working device, ensuring strength and durability.
- Front and rear frames feature high stiffness, and strong overload resistance, able to endure torsions and impact under various working conditions.
- The limit sensing mechanism's angle memory function, achieves a more accurate limit during lifting and dumping, greatly reducing repetitive operation, and increasing working efficiency.

"A really friendly group of people with a huge range of equipment."

Alan Hall - Brooks Equipment Customer



ENVIRONMENTALLY ADVANCED

LOW EMISSIONS & CONSUMPTION

- The high torque engine works together with the high capacity torque converter to ensure maximum efficiency and a significant reduction in fuel consumption.

DRIVE SYSTEM

- The LW1200KN achieves high power transmission efficiency. Equipped with split transmission, a torque converter system, and fully automatic electronic control transmission with four forward and four reverse gears.
- The large diameter clutch works together with gears to ensure high torque resistance and higher working efficiency.



LOW EMISSION ENGINE

EFFICIENT DRIVE SYSTEM



WET TYPE BRAKE



HEAVY DUTY FRAME

HYDRAULIC SYSTEM

- The load sensing variable technology, supplies pressure and flow in accordance with working requirements, reducing fuel consumption by 15 percent.
- Electro-hydraulic proportional joystick responds to light movements, greatly improving working efficiency.

WORKING DEVICE

- The lightweight design reduces fuel consumption by 5 percent.
- With up to 40° hinge angle, the LW1200KN adapts to site requirements, featuring shorter running distance, higher working efficiency, and lower working costs.



LW1200KN
WHEEL LOADER

BROOKS
EQUIPMENT

MAINTENANCE MADE EASY



DESIGNED FOR THE OPERATOR

- Flexible vibration transmission and reduction of jitter within in the cab is greatly reduced due to silicone oil shock absorbers.
- The spacious cab has a wide field of view.
- High power heating and cooling system with intelligent temperature control.
- Pressurised cab with great sealing performance, provides a super-quiet, dust-free operating environment. The noise around the operator's ears is ≤ 75 dB (A).
- Integral structure and built in framework of the cab, protects against rollover and falling objects.
- Steering column is adjustable vertically and longitudinally, to adapt to the operator.
- Air cushioned, composite control seats, are easily adjustable in vertical and longitudinal directions, for comfortable and safe operation.
- Implement controls are integrated into the right armrest, to move with the operator.
- The reversing camera reduces rearview blind zones and improves working safety.

- Designed with central maintenance points and ground access to service points, as well as a rotatable structure for multiple positions of the engine hood, to ease maintenance and ensure minimum downtime.
- Running status of the engine, malfunctions of the engine and transmission, are monitored electronically via CAN bus technology. With a sound-light alarm and indication, the LCD screen accurately displays the running status of the whole machine.
- The large spacing radiator prevents blockage in severe conditions, and the reverse fan function eases cleaning of the radiator.
- Central oil injection system saves time on maintenance and improves oil injection efficiency.
- The hydraulic system's pressure maintenance ports are concentrated, to ease checking and maintenance of the system.
- Fully enclosed wet type, multi-disc brake system is designed to be low wear and virtually maintenance-free.



LW1200KN WHEEL LOADER AT A GLANCE



LW1200KN

Wheel Loader

DIMENSIONS & SPECIFICATIONS



Scan to view the LW1200KN product brochure

MAIN SPECIFICATIONS

ENGINE

Model	Cummins QSK19
Output Power	418/2000 kW/rpm

MAIN PERFORMANCE

Travel Speed	
Gear I (F/R)	6.7/6.7 km/h
Gear II (F/R)	11.7/11.7 km/h
Gear III (F/R)	19.4/19.4 km/h
Gear IV (F/R)	32.5/32.5 km/h
Rated Load	12000 kg
Gradeability	24°
Articulation Angle	40°

REFILL CAPACITIES

Fuel Tank Capacity	710 L
Hydraulic Oil Capacity	320 L
Engine Oil Capacity	70 L
Transmission Oil Capacity	70 L
Drive Axle Cooling Oil	120 L
Drive Axle Gear Oil	
Front Axle	92 L
Rear Axle	99 L

STANDARD

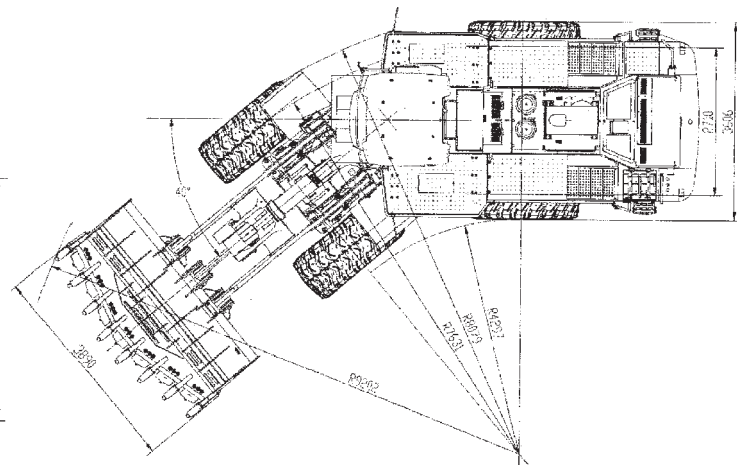
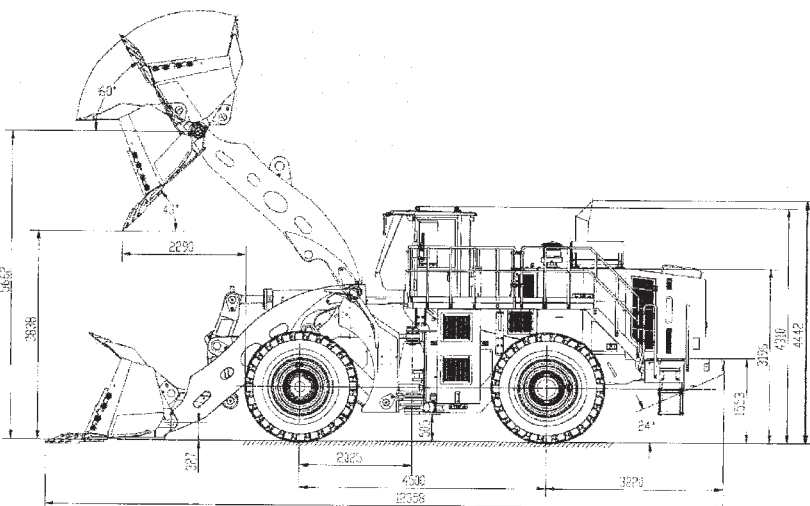
Bucket Capacity	7m ³
Tyre Size	35/65R33

WORKING SCOPE

Dump Clearance at Max. Lift	3845 mm
Reach at Max. Lift	2168 mm
Max. Breakout Force	≥380 kN
Max. Traction Force	≥390 kN
Total Cycling Time	≤14.0 s
Rear Axle Swing Angle	±10°
Bucket Automatic Levelling Capability	Yes

DIMENSIONS

Overall Length A1	12358 mm
Overall Width A9	3980 mm
Overall Height (Top of Cab) A8	4310 mm
Fully Lifted Bucket) A1	7598 mm
Wheelbase A6	4500 mm
Boom Hinge Pin Height (Bucket Fully Lifted) A2	5662 mm
Dumping Height (Bucket Tooth Edge) A3	3838 mm
Dumping Reach (Bucket Tooth Edge) A4	2290 mm
Dumping Angle at Highest Position A5	43°
Dumping Angle at Any Position	≥45°
Min. Ground Clearance	505 mm
Min. Turning Radius	Tyre Centre A11
Outside of Bucket A10	7631 mm
Outside of Bucket A10	9202 mm
Operating Weight	53000 kg



SERVICE LIKE NO OTHER



With a dedicated Field Service team of qualified HD Mechanics, and access to OEM parts, you're connected to the best after sales support for your machine's full lifetime.

QUALITY



Quality tested machines, developed and built for Australian conditions.

GUARANTEE



All of our XCMG models come with first class warranty cover.

ANY TIME



Our team of experts are available 24 hours a day, 7 days a week.



PARTS ON YOUR DOORSTEP

Access to parts and support is made easy through XCMG's Australian Technical and Service Centre.

SUPPORT FROM BRANCHES AUSTRALIA WIDE



With Brooks Equipment branches Australia-wide, you have complete coverage for support and servicing, wherever you are in the country.

BROOKS

EQUIPMENT

Discover more about your XCMG machine



1300 BROOKS (276 657)

@ sales@brooksequipment.com.au

www.brooksequipment.com.au