



**GREAT PERFORMANCE
CAN BE SO SMALL**

PHENOMENALLY AGILE. PHENOMENALLY EFFICIENT



MINI EXCAVATORS

SY50U

Product Specifications

OPERATING WEIGHT

5,300 kg

GROSS POWER

29.1 kW / 2400 rpm

BUCKET CAPACITY

0.152m³

ENGINE

Yanmar 4TV88N-PSY

SANY

SY50U

For challenging tasks, you need a first-class partner

Quality comes from experience. And from new ideas. This is why we combine these two crucial factors at SANY. This is because we are one of the world's leading producers, having sold more than **170 000** excavators in **10 years**. This means that you can always rely on sophisticated products that have been tried and tested in practice. An impressive **5-7%** of our annual turnover is dedicated to research and development. This is why we give you not only our word, but also our extraordinary **five-year warranty** as a guarantee of how powerful and robust our products are.

170 000
EXCAVATORS SOLD IN
10 YEARS

5-7%
TURNOVER FOR RESEARCH
AND DEVELOPMENT

**FIVE-YEAR
WARRANTY***

Quality Changes the World

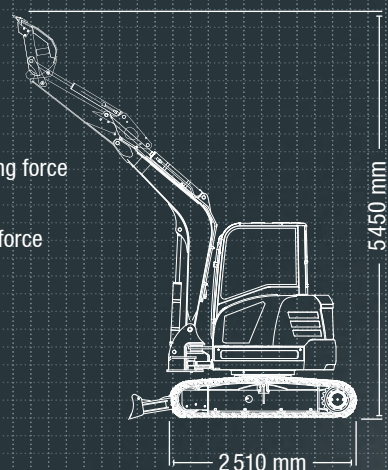
SY50U HARD FACTS

Max. bucket digging force
32.5 kN (ISO)

Max. arm digging force
22.9 kN (ISO)

Swingspeed
10 rpm


Max. travel speed
4 km/h




LIGHT WEIGHT, HEAVY DUTY

With the SY50U short-tail-swing excavator, you have a specialist at your side that can prove its power especially in confined spaces. It requires little space, so can work and manoeuvre everywhere where conventional machines reach their limits – in places that are difficult to access, directly next to walls and house walls, on construction sites

in busy inner-city areas or on busy roads. You can rely on its responsive, precise control and on the fact that this small machine is ranked at the level of significantly larger machines in its class in terms of speed and power.



* Applicable in certain markets, please check with your local dealer.



1300 BROOKS (276 657)

@ service@brooksequipment.com.au

www.brooksequipment.com.au

BROOKS
EQUIPMENT

ECONOMY

OPERATING COSTS DOWN, PRODUCTIVITY UP

The SY50U is equipped with a particularly effective load-sensing hydraulic system. The piston pumps with a variable flow rate ensure sufficient power to carry out all operations smoothly and safely. The well-balanced combination of speed, power and precise response behaviour guarantees high cost-effectiveness with fuel in every phase: The hydraulic pump always delivers just enough oil as is actually needed.



QUALITY

Robust and durable – Especially precise, robot-manufactured welded seams guarantee a long service life under the harshest conditions.

DIMENSIONS

In the smallest of spaces – The short-tail-swing machine's compact dimensions enable it to manoeuvre masterfully even in the smallest areas of the construction site. This mobility broadens its possible applications and increases productivity.

USER EXPERIENCE

Maintenance and service – The engine bonnet is very easy to open with help from the gas pressure dampers. At the back, the key components for maintenance and service are clearly arranged in the centre. This saves time on routine tasks.



SAFETY

No compromises – Extensive safety equipment is standard, from rotating warning beacons to lockable protective bonnets and battery disconnection switches.

COMPONENTS

Power – The tried-and-tested Yanmar 4TNV88 PSY engine guarantees reliable performance for all tasks, even in harsh working conditions.

ECONOMY

Cost-effectiveness as standard – The smart control system adapts the pump capacity to the available engine power for greater efficiency and reduced fuel consumption.

Absolute reliability – for peace of mind!

SANY's five-year warranty* gives you the assurance that you can fully count on your equipment.



* With participating partners

ECONOMY

Less is more

Quality that pays for itself in the long term: Low maintenance requirements and long intervals between maintenance. Additionally, all important maintenance points are very easily accessible. This saves on operating costs and increases cost-effectiveness.



QUALITY

Metal panels

Durability and robustness are standard features on all SANY excavators. For example, the panels are made solely of metal. This makes them particularly robust – and if an accident happens during the tough everyday work on a construction site, it can usually be straightened out again quickly.



USER EXPERIENCE

A FOCUS ON THE OPERATOR

The productivity of an excavator is largely dependent on whether the driver can work for long periods in a focused manner. This is why the SY50U is fitted with a particularly roomy driver's cab with the highest level of comfort. The operator can sit comfortably in the ergonomic driver's seat. The height of the armrests can be adapted for fatigue-free working. Despite the compact design, there is also enough room in the footwell – if required, the pedals can be folded away to create more space. The driver has the best possible view of everything from the cab. The quiet-running engine, together with the sound- and vibration-damping design, minimises noise and vibrations.



Our highlights – the added benefits SANY offers you:

- + Short-tail-swing machine with compact dimensions
- + 2 proportional auxiliary control circuit via joystick operation as standard
- + Efficient, powerful load-sensing hydraulic system
- + Clear instruments and a large, high-resolution colour display
- + Automatic speed setting
- + Air conditioning system
- + ROPS and FOPS-certified driver's cab for safety in operation



COMPONENTS

MORE LIGHT, MORE VISIBILITY, MORE SAFETY

With the SY50U, you can always see what you're working on, even in poor visibility. The powerful LED light's guarantee that the work area is optimally illuminated. Their energy usage is pleasingly low, ensuring that the battery has a long service life. Furthermore, the headlights require almost no maintenance, which saves time and repair costs.



USER EXPERIENCE

For a full view

You have everything in view with the large, central display, which shows all important data and values clearly and well arranged. In addition to the basic information, gear selection or attachment device can also be set here. The next planned maintenance is also stored in the menu.

USER EXPERIENCE

Easy-maintenance concept

Machines that are quick and easy to maintain save time and money day-to-day on the construction site. The SANY SY50U provides easy access to all points necessary for checking and maintenance work straight from the ground. This means that planned maintenance can be carried out quickly from groundlevel, which increases the machine's availability and service life and ensures that both the operators and the equipment are reliably protected in the long term.

DIMENSIONS

Quick look round the back

Excavation operations next to obstacles? No problem for the SANY SY50U. With the compact short-tail-swing excavator, you can enjoy the highest degree of manoeuvrability, as well as unlimited rotation.



SAFETY

Optimum panoramic view

The large windows and sophisticated cab design ensure that the driver has the best possible view of the area around the vehicle. The 360° panoramic view allows exceptional safety levels in the working area.



1300 BROOKS (276 657)
 @ service@brooksequipment.com.au
 www.brooksequipment.com.au

BROOKS
EQUIPMENT

ENGINE

Model	Yanmar 4TNV88-PSY
Typ	Water-cooled, 4 cylinder, with commonrail and DPF
Exhaust emissions	Stage V
Rated power	29.1 kW / 2400 rpm
Max. torque	144.9 Nm / 1500 rpm
Displacement	2191 ccm
Batteries	1 x 12 V / 80 Ah

HYDRAULIC SYSTEM

Mainpump	1 x variable-piston-pump with loadsensing control
Max. oilflow	110 l/min
Travelmotor	2 speed axial piston motor with planetary reducer and automatic multi-disc brake
Swingmotor	Axial piston motor with planetary reducer and automatic holding brake

SERVICE REFILL CAPACITIES

Fuel tank	78 l
Engine coolant	4.2 l
Engine oil	7.4 l
Drive (per side)	0.9 l
Hydraulicsystem	80 l
Hydraulic oil tank	52 l

PERFORMANCE

Swingspeed	10 rpm
Max. travel speed	High 4 km/h, slow 2.7 km/h
Max. travel force	40.7 kN
Gradeability	30°
Bucket capacity	0.152 m³
Groundpressure	0.32 kg/cm²
Bucket digging force ISO	32.5 kN
Arm digging force ISO	22.9 kN

OPERATING MASS

SY50U	5300 kg
-------	---------

UNDER AND UPPER STRUCTURE

Boom length	2700 mm
Arm length	1500 mm
Bottomrollers	1
Toprollers	4
Rotation device	Planetary gear reducer driven by an axial piston motor, automatic hydraulic released slewing brake

RELIEF VALVE SETTINGS

Implement circuit	245 bar
Swing circuit	191 bar
Travle circuit	245 bar
Pilot pressure	35 bar

LIFTING CAPACITIES OF LOWER DOZER BLADE

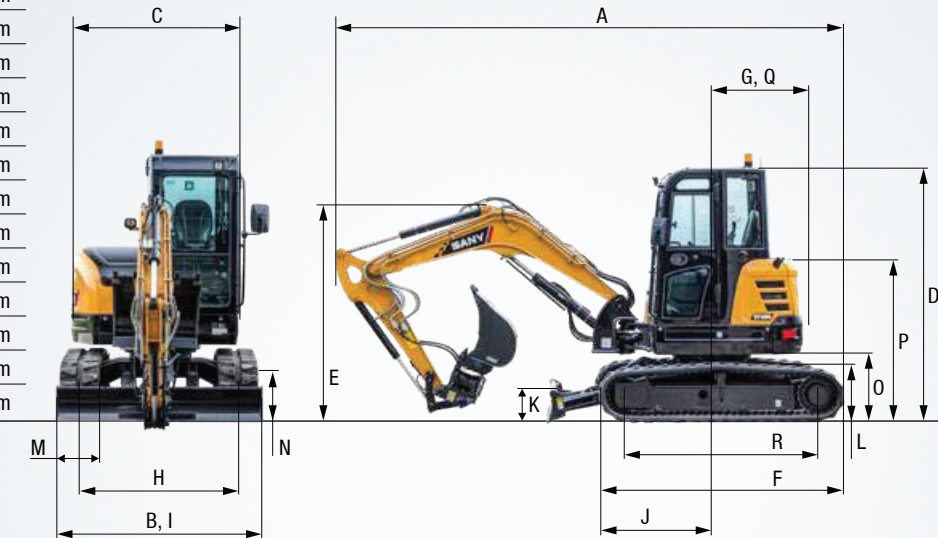
Load point height	Radius				Digging reach		
	2.0 m / 6.6 ft	3.0 m / 9.8 ft	4.0 m / 13.1 ft	5.0 m / 16.4 ft	Maximal		
4.0 m kg					1085	845	
13.1 ft lb					2387	1859	
3.0 m kg		1050	815		1050	655	
9.8 ft lb		2310	1793		2310	1441	
2.0 m kg	1545	1190	1190	790	1055	580	
6.6 ft lb	3399	2618	2618	1738	2321	1276	
1.0 m kg	2020	1110	1365	760 1080	560	1075 555	
3.3 ft lb	4444	2442	3003	1672 2376	1232	2365 1221	
Ground line	kg	2165	1075	1445	735	1100	575
	lb	4763	2365	3179	1617	2420	1265
-1.0 m kg		2735	2000	1975	1075	1325	735
-3.3 ft lb		6017	4400	4345	2365	2915	1617
-2.0 m kg		2135	2050	1370	1100		1040 905
-6.6 ft lb		4697	4510	3014	2420		2288 1991

LIFTING CAPACITIES OF UPPER DOZER BLADE

Load point height	Radius				Digging reach		
	2.0 m / 6.6 ft	3.0 m / 9.8 ft	4.0 m / 13.1 ft	5.0 m / 16.4 ft	Maximal		
4.0 m kg					1025	845	
13.1 ft lb					2255	1859	
3.0 m kg		985	815		790	655	
9.8 ft lb		2167	1793		1738	1441	
2.0 m kg	1485	1190	960	790	700	580	
6.6 ft lb	3267	2618	2112	1738	1540	1276	
1.0 m kg	1400	1110	925	760 680	560	675 555	
3.3 ft lb	3080	2442	2035	1672 1496	1232	1485 1221	
Ground line	kg	1360	1075	905	735	700	575
	lb	2992	2365	1991	1617	1540	1265
-1.0 m kg		2735	2000	1355	1075	900	735
-3.3 ft lb		6017	4400	2981	2365	1980	1617
-2.0 m kg		2135	2050	1370	1100		1040 905
-6.6 ft lb		4697	4510	3014	2420		2288 1991

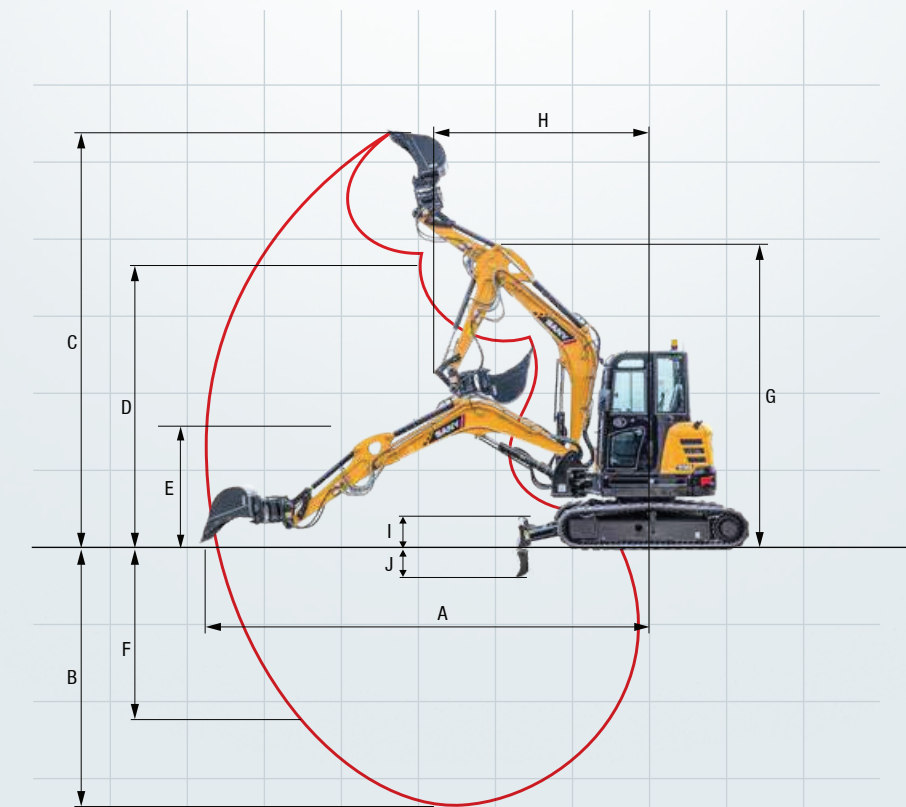

DIMENSIONS (TRANSPORT)

A Transport length	5390 mm
B Transport width	1960 mm
C Upperstructure carriage	1760 mm
D Height over cabin/ROPS	2630 mm
E Height of Boom – transport	2060 mm
F Overall length of crawler	2510 mm
G Tail length	980 mm
H Track gauge	1560 mm
I Undercarriage width (blade)	1960 mm
J Horizontal distance to blade	1790 mm
K Blade height	340 mm
L Track height	610 mm
M Track pads width	400 mm
N Min. ground clearance	325 mm
O Counterweigh clearance	675 mm
P Engine cover height	1660 mm
Q Tail swing radius	980 mm
R Center distance of tumbler	1970 mm



WORKING AREA

A Max. digging reach	5880 mm
B Max. digging depth	3420 mm
C Max. digging height	5450 mm
D Max. dumping height	4155 mm
E Min. dumping height	1410 mm
F Max. vertical digging depth	2460 mm
G Overall height over arm by min. swing radius	4155 mm
H Swing radius by max. boomswing (L)	2260 mm
Swing radius by max. boomswing (R)	2080 mm
Min. swing radius	2520 mm
I Max. clearance when blade up	420 mm
J Max. depth of blade down	405 mm
K Offset boom (L)	745 mm
Offset boom (R)	710 mm
Max. boom-swing angle (L)	58°
Max. boom-swing angle (R)	54°



1300 BROOKS (276 657)

@ service@brooksequipment.com.au

www.brooksequipment.com.au

BROOKS

EQUIPMENT

The SY50U – great results and great equipment

The SY50U ex-works is an all-rounder and perfectly equipped for a range of applications. Optional extra equipment and attachment devices are available to increase its flexibility even more.



OPERATORS COMFORT / CABIN

Heater	●
Manual air condition system	●
Radio and speaker	●
Armrests (adjustable)	●
12v outlets	●
Wiper	●
Sprayer f. wiper	●
AUX 1 on Joystick	●
AUX 2 on Joystick	●
8 stored hydraulic settings for attachments	●
Removable front-window	●

SAFETY

Battery master switch	●
Travel Alarm	●
Warning beacon	●
Lockable hoods	●

WORKING EQUIPMENT

Boom and arm load holding valves with overload indicator	●
Double acting circuit for hydraulic quick coupler with piping	●
Breaker&Shear line proportional on Joystick with piping	●
Rotation line proportional on Joystick with piping	●
Flow adjustment for attachments	●
Dozer blade	●
Cylinder guardes – boom	●

Standard equipment ● Special option ●

The standard and special options differ depending on the country in which the mini excavator is delivered. If you have any questions, please contact your dealer directly.

WORKING LIGHTS

Lights – front (LED)	●
Lights – boom (LED)	●

UNDERCARRIAGE

Rubber tracks	●
Steel tracks	●
Holes/loops for fixing	●
Safety valves on blade cylinder	●

ENGINE

Auto idle	●
Diesel filter	●
DPF	●
Airfilter	●

HYDRAULIC SYSTEM

Swing brake	●
2 speed travel	●
Hydr. Pre-pressure operating joysticks	●
Piping for additional hydraulic function AUX 1	●
Piping for additional hydraulic function AUX 2	●
Mainfilter	●

A SERVICE YOU CAN RELY ON

Just as we do with our excavators, we also demand high quality and reliability of our service products. This underlines our equipment's performance in terms of their durability and their excellent price-performance ratio. After all, maintenance is crucial

for efficiency, cost-effectiveness and safety. Your SANY dealer is happy to help you with a comprehensive range of services to ensure that your machine continues operating efficiently in the long term.

SANY – flexible, fast and always there for you

Rapid assistance, tailored advice and a reliable supply of original parts – that is what we mean by a premium service.



The added benefits SANY offers you:

- + Fast supply due to central located parts warehouses
- + More than 15,000 spare parts to make your machine highly reliable
- + Expert knowledge for optimal supply for your machine
- + Thanks to SANY's special training programme, our dealers are always kept up-to-date so that they can face all technical challenges.

Parts supply – quick and reliable

With the purchase of a SANY mini excavator you have made an investment in the future. Fast availability of spare parts is your guarantee of minimal downtimes and failure times.

Detailed information in black and white

Handbooks and documents are available for all SANY mini excavators, and these can help you with operation, maintenance, servicing and repairs. These include operating and maintenance instructions and technical specifications.



1300 BROOKS (276 657)

@ service@brooksequipment.com.au

www.brooksequipment.com.au

BROOKS
EQUIPMENT



PERFECT COMBINATION OF COMPACTNESS + AND POWER

The SANY SY50U really is a powerful little machine. Its compact design means it is at home on urban construction sites, as well as anywhere with areas that are particularly small. Its power and versatility therefore ensure productivity.

ROBUST AND DURABLE

All components are designed to withstand high stress. The workmanship of the materials is also especially **high-quality** – almost all the **welded seams are perfectly executed by welding robots**.

IN THE SMALLEST OF SPACES

The **robust swivel bracket** is the most important aspect for all tasks. It enables the machine to achieve its exceptionally **compact mobility**.

MAINTENANCE AND SERVICE

Thanks to the engine bonnet supported by **gas pressure dampers** and the central, **clear arrangement of the key components**, usual routine checks and work on the machine can be carried out quickly and easily.

NO COMPROMISES

Daily operations on the construction site make high demands on both operators and machines. **Excellent safety components** are therefore always included, such as the **stable cylinder covers**.

POWER

The **powerful Yanmar 4TNV88 PSY engine** means that this mini excavator is also perfectly suited to „maxi“ tasks.

COST-EFFECTIVENESS AS STANDARD

In conjunction with the **electronic fuel injection**, the **autothrottle function** adjusts the engine speed to the power required. This means that the **smart hydraulic system reduces the fuel consumption, engine wear and exhaust emissions**. This is positively reflected in its cost-effectiveness and **low life cycle costs**.

TECHNICAL HIGHLIGHTS

Engine	Yanmar 4TNV88-PSY
Rated power	29.1 kW / 2 400 rpm
Max. torque	144.9 Nm / 1 500 rpm
Max. travel speed	4 km/h
Swingspeed	10 rpm
Mainpump	1 x variable-piston-pump with loadsensing control
Max. oilflow	110 l/min

Not all products are available in all markets. As part of our continuous improvement process, we reserve the right to modify specifications and designs without giving prior notice. The figures may contain additional options.



☎ 1300 BROOKS (276 657)
@ service@brooksequipment.com.au
🌐 www.brooksequipment.com.au

BROOKS

EQUIPMENT